

**Introduction**

With the deployment of Fast Ethernet to the desktop, Gigabit Ethernet has become the standard backbone link to connect workgroup switches to backbone switches or access routers.

The IEEE802.3-2002 specification defines, in Clause 36, a family of Physical Coding Sublayers (PCS) collectively known as 1000Base-X. It covers three embodiments within this family:

- 1000Base-CX for two pairs balanced copper cabling
- 1000Base-LX for long wavelength optical transmission
- 1000Base-SX for short wavelength optical transmission

In addition to standard compliance, the Core provides support for proprietary or industry standard 2500Base-X 2.5Gbps, 2000Base-X 2Gbps Ethernet connections.

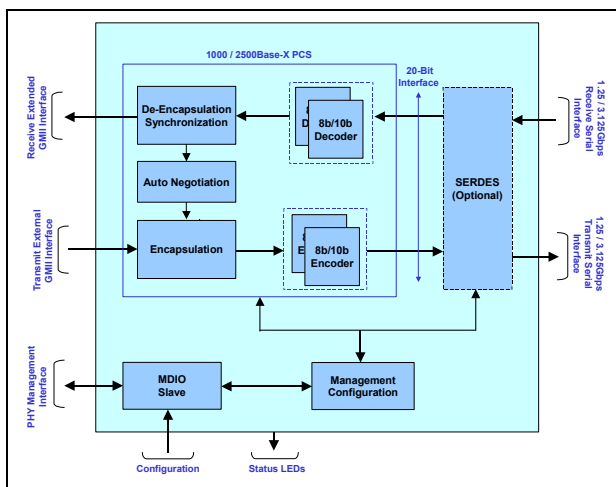
The Core is compliant with Clause 36 of the IEEE802.3 standard and implements 8B/10B coding, link synchronization, frame encapsulation generation / termination. The Core also supports Auto-Negotiation (Clause 37 of IEEE802.3 standard).

The core can seamlessly connect to any industry standard Gigabit Ethernet SERDES (SERializer / DESerializer) device via a 20-Bit SDR or 10-Bit DDR interface and to the MorethanIP AnySpeed MAC Layer device with a 16-Bit Extended GMII (Gigabit Media Independent Interface).

The Core implements a PHY Management interface (MDIO) with control and management registers as defined in Clause 45 of the IEEE 802.3 specification.

**1000 / 2500Base-X PCS core Features**

- Implements Clause 36 of 802.3-2002 specification for 1000Base-X family of PCS (Physical Coding Sub-layer)
- Supports industry standard 2500Base-X / 2000Base-X connections or any Ethernet speeds up to 2.5Gbps
- Implements a 20-Bit Serdes interface and optionally, a 10-Bit DDR (Dual Data Rate) Serdes interface
- Extended 16-Bit GMII interface compatible with MorethanIP AnySpeed MAC Core
- Implements PCS frame encapsulation / de-encapsulation with /S/, /T/ orderset insertion / termination and // Idle ordered set generation during inter-packet gap
- Implements receive link synchronization state machine and 10-Bit data alignment from SERDES with K28.5 character detection
- Link coding implemented with 8B/10B providing DC balanced bitstream for efficient SERDES operation
- Implements User controllable 1000Base-X Auto-Negotiation (IEEE 802.3 Clause 37) which fully programmable node ability register
- Dual Gigabit / 2.5Gbps implementation with Embedded Stratix-II GX Serdes or discrete Serdes solution
- MDIO Slave PHY Management interface which provides a standard interface for Core configuration and management
- Implements standard management register set as defined in Clause 45 of IEEE802.3 which specific Extended registers for improved flexibility
- Programmable physical MDIO address via an external 5-Bit address
- Programmable (Via PHY Management interface) GMII Loopback
- The core is delivered in generic synthesizable Verilog HDL code



**1000 / 2500Base-X PCS Core Block Diagram**

**Implementation Summary**

**Implementation Summary**

**Faraday NC Express Implementation Summary**


Complexity (TSMC 0.13G Process)	
Gates	RAM bits
5.5K	0

**Deliverables**

- Graphical Configuration Java Tool
- Verilog Synthesizable RTL HDL
- Behavioral Verilog Models, Verilog testbenches with comprehensive Verification and regression test suite
- Synthesis Scripts for Synopsys Design Compiler
- Timing Constraints for Synopsys PrimeTime static time analysis tool
- Direct technical support from MorethanIP Development team

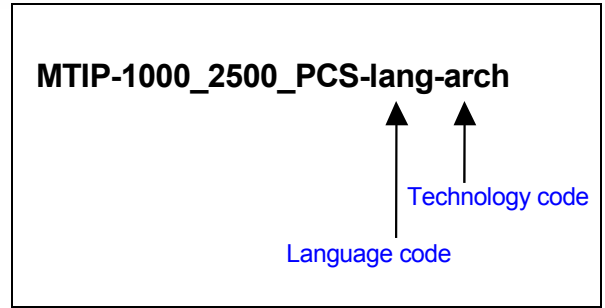
**Development Boards**

- Standard Stratix II GX FPGA Prototyping / Development Boards



**Prototyping / Development Board**

**Ordering Code**



**Language Code**

Language Code	Delivery Language
VLOG	Synthesizable Configurable RTL Verilog Source Code.

**Technology Code**

Technology Code	Target Technology
GEN	Configurable Synthesizable RTL code.

**Contact**

**MorethanIP**

E-Mail : info@morethanip.com  
 Internet : www.morethanip.com  
 Muenchner Strasse 199  
 D-85757 Karlsfeld  
 Germany

Tel : +49 (0) 8131 333939 0  
 FAX : +49 (0) 8131 333939 1